

DRIVER, TRACK AND RESULTS

DRIVER COUNTRY WEATHER AIR TEMP TRACK TEMP DRY INTERMEDIATE WET

RACE DATE QUALY POS. STARTING POS. FINAL POS. FASTEST LAP

TRACK TYPE INDOOR OUTDOOR STYLE TIGHT MEDIUM OPEN

SURFACE GRIP LOW MEDIUM HIGH CONDITION SMOOTH ROUGH

TYPE HARD PACKED CLAY CARPET MULTI/SURFACE GRASS BLUE GROOVE DIRT ASTRO-TURF

FRONT SHOCK ABSORBERS		REAR	
<input type="text"/> cst	OIL	<input type="text"/> cst	
SPRINGS			
<input type="text"/> mm	REBOUND	<input type="text"/> mm	
<input type="text"/> mm	LIMITERS	<input type="text"/> mm	
N° HOLES <input type="text"/>	Ø <input type="text"/> mm	PISTONS N° HOLES <input type="text"/>	Ø <input type="text"/> mm
PISTONS TYPE <input type="checkbox"/> STOCK <input type="checkbox"/> CONICAL <input type="checkbox"/> SQUARE			
<input type="checkbox"/> SHORT <input type="checkbox"/> LONG SPRING BUCKETS <input type="checkbox"/> SHORT <input type="checkbox"/> LONG			
<input type="checkbox"/> BLADDER	SEAL	<input type="checkbox"/> BLADDER	
<input type="checkbox"/> EMULSION	TYPE	<input type="checkbox"/> EMULSION	

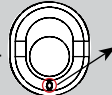
FRONT **ANTI-ROLL BARS** REAR

FRONT ANTI-ROLL BAR mm REAR ANTI-ROLL BAR mm

REAR DIFFERENTIAL

BALL DIFFERENTIAL GEAR DIFF cst

DIFF HEIGHT mm



GEARING

PINION Teeth SPUR GEAR Teeth

ELECTRONICS

BATTERY
BRAND CAPACITY mAh

MOTOR
BRAND TYPE TIMING

ESC
BRAND TYPE

AERODYNAMIC CONFIGURATION

BODY BRAND TYPE

REAR WING BRAND TYPE

REAR WING WIDTH REAR WING LIP mm

RR WING ANGLE 0° 2° 4° 6° 8° MOUNT STD LOW

FRONT WING YES NO TYPE

FRONT **TIRES** Controlled Tire REAR

MAKE

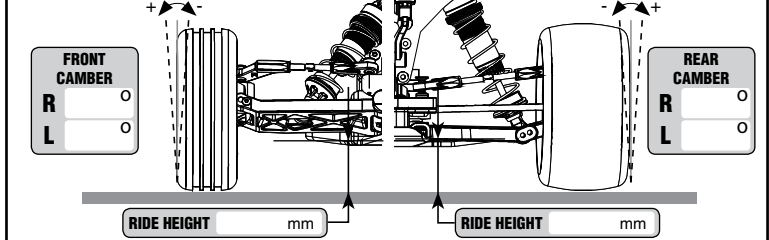
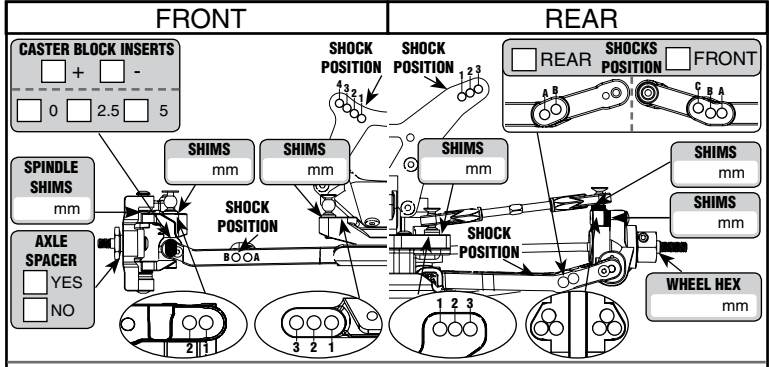
TYPE

COMPOUND

INSERTS

WHEELS

ADDITIVE




FRONT BULKHEAD STOCK ALU BRASS

FRONT CASTER BLOCK STOCK ALU STEERING SREW YES NO

REAR WHEEL BASE Front Rear

REAR ARM LONG SHORT

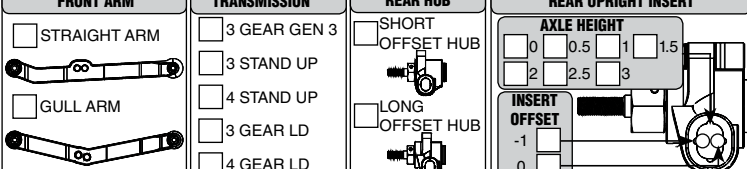


FRONT ARM STRAIGHT ARM GULL ARM

TRANSMISSION 3 GEAR GEN 3 3 STAND UP 4 STAND UP 3 GEAR LD 4 GEAR LD

REAR HUB SHORT OFFSET HUB LONG OFFSET HUB

REAR UPRIGHT INSERT AXLE HEIGHT 0 0.5 1 1.5 2 2.5 3 INSERT OFFSET -1 0

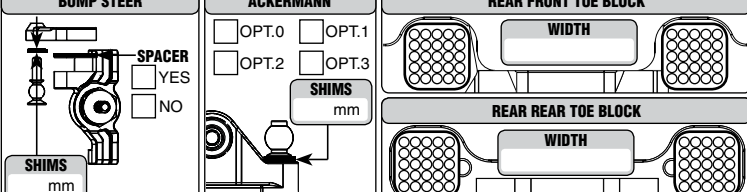


BUMP STEER SPACER YES NO SHIMS mm

ACKERMANN OPT.0 OPT.1 OPT.2 OPT.3 SHIMS mm

REAR FRONT TOE BLOCK WIDTH

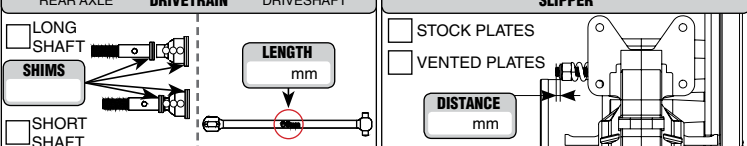
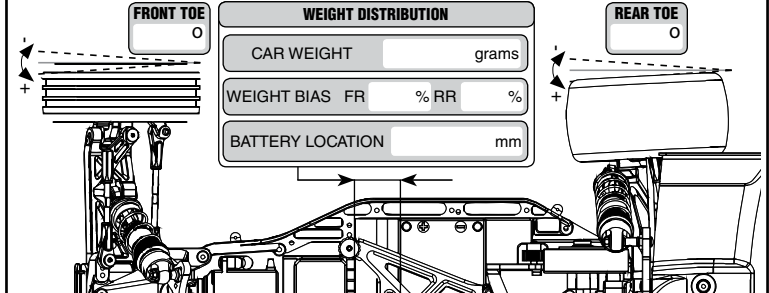
REAR REAR TOE BLOCK WIDTH



REAR AXLE DRIVETRAIN DRIVESHAFT

LONG SHAFT SHORT SHAFT SHIMS mm LENGTH mm

SLIPPER STOCK PLATES VENTED PLATES DISTANCE mm

REMARKS